

Scaled data based on original data using
LM-79-2019 Approved Method: Electrical and Photometric Measurements of Solid-State
Lighting Products

Test Report Prepared for

Cooper Lighting Solutions

Brand: CORELITE

Report Number: P1215908

Luminaire Tested: 24-ID2-35-CFD2-L850-U

Issue Date: 12/5/2025

Test Information

Test Method: LM-79-2019
Report Number: P1215908
TEST IS SCALED FROM IESNA LM-79-08 TEST DATA (G3-2506-458-28)
Test Lab: INNOVATION CENTER
Issue Date: 12/5/2025
Manufacturer: COOPER LIGHTING SOLUTIONS
Product Line: CORELITE
Catalog Number: 24-ID2-35-CFD2-L850-U
Description: 2X4 IN DEPTH TROFFER WITH 2INCH CUBE DROP LENS
Light Source: 5000K CCT, 80 CRI LEDS
Ballast/Driver: ELECTRONIC DRIVER

Summary

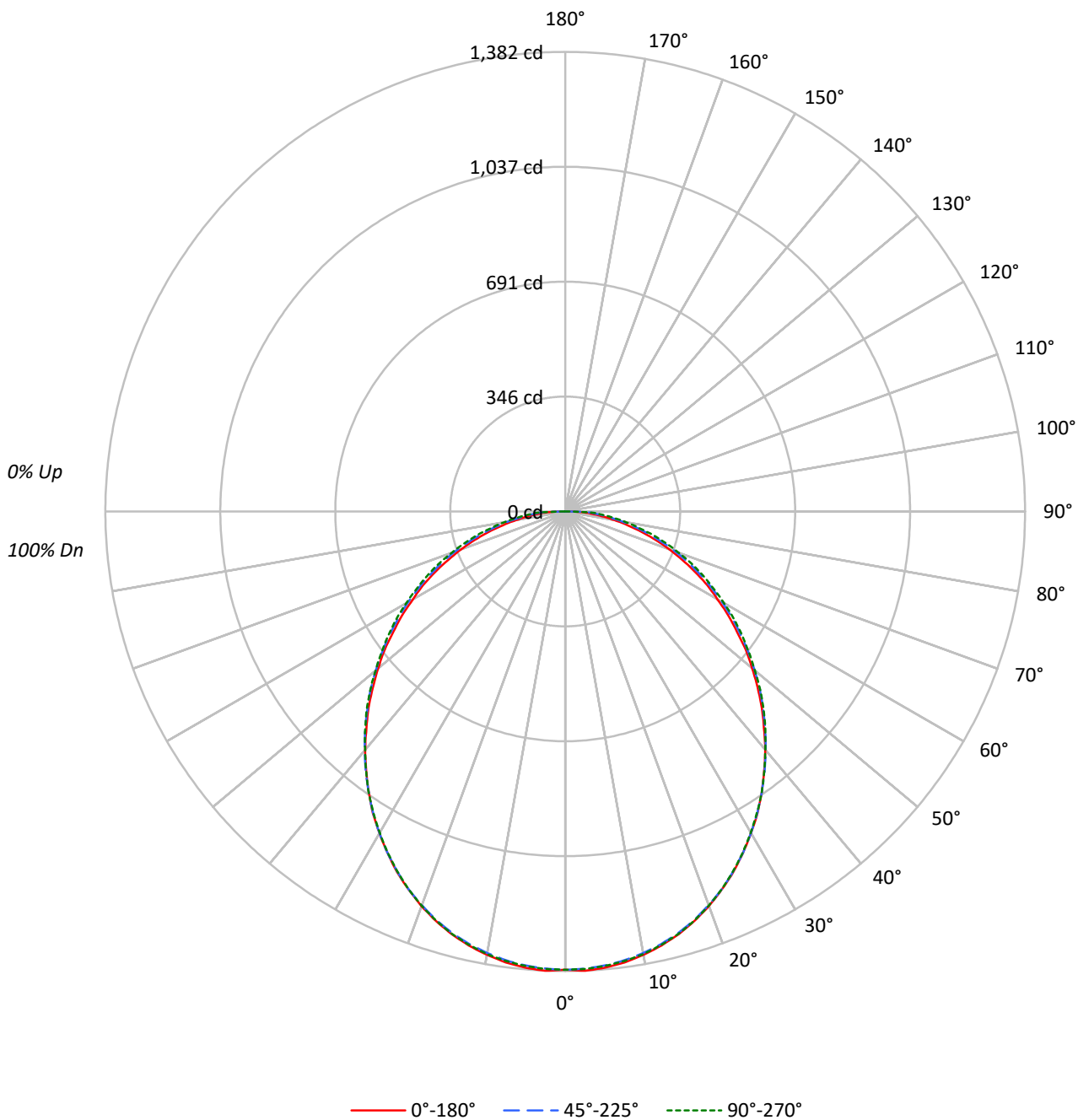
Lumens per Lamp: N/A
Luminaire Lumens: 3738.8 lumens
Efficiency: N/A
Efficacy: 123.0 lumens/watt
Spacing Criteria (0/90/45): 1.21 / 1.21 / 1.32
Luminous Opening: Rectangular w/ Sides (W: 2' x L: 4' x H: 0.16')
CIE Type: Direct

Input Watts (W): 30.4
Input Voltage (V): 120
Input Current (Ain): NR
Voltage Rise (V): NR
Power Factor: NR
Total Harmonic Distortion (THDi): NR
Frequency (hertz): 60
Stabilization Time: NR
Operation Time: NR
Ambient Temperature (°C): NR
Test Distance: 24 FT



TEST NUMBER: P1215908
CATALOG NUMBER: 24-ID2-35-CFD2-L850-U

Luminous Intensity Polar Plot





TEST NUMBER: P1215908
 CATALOG NUMBER: 24-ID2-35-CFD2-L850-U

COEFFICIENT OF UTILIZATION - ZONAL CAVITY METHOD:

RF	20				20				20				20				20	
RC	80				70				50				30				10	0
RW	70	50	30	10	70	50	30	10	50	30	10	50	30	10	50	30	10	0
RCR																		
0	119	119	119	119	116	116	116	116	111	111	111	106	106	106	102	102	102	100
1	108	103	99	95	106	101	97	93	97	94	90	93	90	88	89	87	85	83
2	99	90	83	77	96	88	82	76	85	79	75	81	77	73	78	75	71	69
3	90	79	71	64	87	78	70	64	75	68	63	72	66	61	69	64	60	58
4	82	70	61	55	80	69	61	54	66	59	53	64	58	53	62	56	52	50
5	76	63	54	47	74	62	53	47	60	52	46	58	51	46	56	50	45	43
6	70	57	48	41	68	56	47	41	54	46	41	52	45	40	51	45	40	38
7	65	51	43	36	63	51	42	36	49	42	36	48	41	36	46	40	36	34
8	61	47	38	33	59	46	38	32	45	38	32	44	37	32	43	36	32	30
9	57	43	35	29	55	43	35	29	41	34	29	40	34	29	39	33	29	27
10	53	40	32	27	52	39	32	27	38	31	26	37	31	26	37	31	26	24

AVERAGE LUMINANCE (cd/sqm):

	0°	45°	90°
0°	1854	1854	1854
5°	1854	1837	1840
10°	1837	1815	1821
15°	1814	1787	1793
20°	1782	1750	1755
25°	1743	1705	1708
30°	1696	1654	1656
35°	1645	1596	1602
40°	1589	1537	1540
45°	1529	1475	1486
50°	1465	1412	1422
55°	1398	1345	1365
60°	1330	1278	1303
65°	1267	1203	1244
70°	1178	1127	1170
75°	1079	1018	1089
80°	954	908	992
85°	833	793	896

MAXIMUM LUMINANCE 45°-90°:

Horizontal Angle: 0°
 Vertical Angle: 45°
 Luminance: 1529 cd/sqm



TEST NUMBER: P1215908
 CATALOG NUMBER: 24-ID2-35-CFD2-L850-U

ZONAL LUMENS:

Zone	Lumens	% Fixture
0°-10°	130.2	3.5
10°-20°	370.0	9.9
20°-30°	549.8	14.7
30°-40°	644.2	17.2
40°-50°	648.4	17.3
50°-60°	574.7	15.4
60°-70°	442.2	11.8
70°-80°	273.4	7.3
80°-90°	106.0	2.8
90°-100°	0.0	0.0
100°-110°	0.0	0.0
110°-120°	0.0	0.0
120°-130°	0.0	0.0
130°-140°	0.0	0.0
140°-150°	0.0	0.0
150°-160°	0.0	0.0
160°-170°	0.0	0.0
170°-180°	0.0	0.0
0°-30°	1050.1	28.1
0°-40°	1694.2	45.3
0°-60°	2917.3	78.0
0°-90°	3738.8	100.0
90°-120°	0.0	0.0
90°-150°	0.0	0.0
90°-180°	0.0	0.0
0°-180°	3738.8	100.0

CANDELA DISTRIBUTION:

	0°	22.5°	45°	67.5°	90°	Flux
0°	1378	1378	1378	1378	1378	
5°	1377	1373	1370	1369	1372	131
15°	1316	1313	1312	1312	1315	371
25°	1196	1194	1194	1194	1194	550
35°	1030	1030	1030	1030	1030	644
45°	836	838	841	842	844	644
55°	630	638	643	648	648	565
65°	432	438	447	455	458	427
75°	238	247	258	270	272	252
85°	79	89	101	110	111	87
90°	0	0	0	0	0	



TEST NUMBER: P1215908
 CATALOG NUMBER: 24-ID2-35-CFD2-L850-U

CANDELA DISTRIBUTION (FULL):

	0°	22.5°	45°	67.5°	90°
0°	1378.2	1378.2	1378.2	1378.2	1378.2
2.5°	1382.4	1378.2	1375.6	1374.0	1376.6
5°	1377.2	1373.0	1370.3	1369.3	1371.9
7.5°	1367.7	1363.5	1361.4	1360.9	1363.5
10°	1354.1	1349.9	1348.3	1347.8	1351.5
12.5°	1336.8	1333.1	1332.1	1332.6	1334.7
15°	1316.3	1312.7	1312.2	1311.6	1314.8
17.5°	1291.2	1288.0	1288.0	1287.0	1290.1
20°	1262.9	1259.2	1259.7	1259.2	1261.3
22.5°	1230.4	1228.3	1229.8	1229.3	1229.8
25°	1196.3	1194.2	1194.2	1193.7	1193.7
27.5°	1157.5	1157.0	1157.0	1155.4	1155.9
30°	1116.6	1117.1	1116.6	1116.1	1115.0
32.5°	1075.7	1074.7	1074.7	1074.7	1073.1
35°	1029.6	1030.1	1029.6	1030.1	1030.1
37.5°	982.4	985.6	984.5	985.6	982.9
40°	935.2	936.3	937.3	937.3	935.8
42.5°	883.9	889.6	890.1	890.1	890.1
45°	835.6	838.2	840.9	841.9	843.5
47.5°	784.3	789.0	793.7	792.6	794.7
50°	733.4	739.7	742.8	745.5	743.9
52.5°	684.1	687.8	693.0	696.2	695.7
55°	630.1	637.5	642.7	648.5	648.5
57.5°	580.8	589.2	593.4	600.2	601.3
60°	528.4	537.9	544.7	551.0	551.5
62.5°	481.8	488.1	495.4	504.3	502.7
65°	432.0	438.3	446.6	455.0	457.7
67.5°	380.6	389.5	399.5	407.9	411.5
70°	332.4	341.8	353.3	361.7	362.8
72.5°	285.2	295.1	304.6	315.1	317.7
75°	238.5	246.9	257.9	270.5	272.1
77.5°	191.9	203.4	214.4	225.9	226.5
80°	151.0	160.4	173.5	184.0	186.1
82.5°	111.1	121.6	134.2	145.2	146.3
85°	78.6	88.6	101.2	110.1	111.1
87.5°	52.9	62.9	74.4	83.4	84.4
90°	0.0	0.0	0.0	0.0	0.0

TEST NUMBER: P1215908
 CATALOG NUMBER: 24-ID2-35-CFD2-L850-U

CIE UGR TABLE:

Reflectances:											
Ceiling		0.7	0.7	0.5	0.5	0.3	0.7	0.7	0.5	0.5	0.3
Wall		0.5	0.3	0.5	0.3	0.3	0.5	0.3	0.5	0.3	0.3
Reference plane		0.2	0.2	0.2	0.2	0.2	0.2	0.2	0.2	0.2	0.2
Room dimensions		Viewed crosswise					Viewed endwise				
X=2H	Y=2H	12.88	14.52	13.25	14.83	15.15	13.16	14.80	13.52	15.11	15.42
	3H	14.59	16.08	14.97	16.40	16.76	15.05	16.53	15.42	16.86	17.22
	4H	15.23	16.63	15.63	16.98	17.35	15.81	17.21	16.21	17.56	17.93
	6H	15.69	16.99	16.10	17.36	17.75	16.43	17.74	16.84	18.10	18.49
	8H	15.84	17.09	16.27	17.48	17.87	16.68	17.92	17.10	18.31	18.71
	12H	15.95	17.14	16.38	17.52	17.95	16.89	18.09	17.32	18.47	18.90
4H	2H	13.52	14.92	13.92	15.27	15.64	13.74	15.14	14.14	15.49	15.86
	3H	15.46	16.64	15.87	17.04	17.44	15.85	17.03	16.26	17.43	17.83
	4H	16.22	17.30	16.66	17.71	18.14	16.75	17.83	17.19	18.24	18.67
	6H	16.82	17.76	17.27	18.20	18.65	17.53	18.47	17.98	18.91	19.36
	8H	17.02	17.90	17.48	18.34	18.80	17.84	18.72	18.30	19.16	19.62
	12H	17.17	17.97	17.65	18.44	18.91	18.12	18.91	18.60	19.39	19.86
8H	4H	16.58	17.46	17.04	17.90	18.36	17.05	17.93	17.50	18.37	18.83
	6H	17.30	18.04	17.79	18.52	19.00	17.95	18.69	18.45	19.18	19.65
	8H	17.58	18.24	18.09	18.75	19.23	18.36	19.02	18.87	19.53	20.01
	12H	17.82	18.41	18.32	18.90	19.45	18.76	19.34	19.26	19.83	20.39
12H	4H	16.63	17.42	17.11	17.90	18.37	17.08	17.87	17.55	18.34	18.81
	6H	17.39	18.05	17.89	18.56	19.04	18.01	18.67	18.52	19.18	19.66
	8H	17.73	18.32	18.24	18.81	19.37	18.48	19.07	18.99	19.56	20.12

Cooper Lighting Solutions Photometric Lab
1121 Highway 74 South
Peachtree City, GA 30269



LM-79-2019: Approved Method: Electrical and Photometric Measurements of Solid-State Lighting Products

Report Prepared for

Cooper Lighting Solutions

Corelite

Report Number: SP1-2506-458-7

Test Date: 08/26/2025

Luminaire Tested: 22ID2-55-CFR1-L850-U

Data in this report applies to families of products including 22ID2-55-CFR1-L850-U

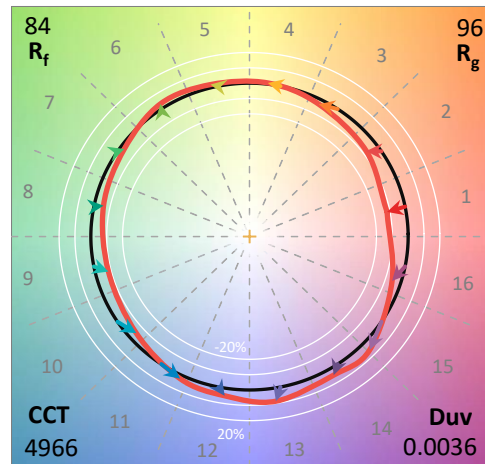
Test Information

Test Method: LM-79-2019
 Report Number: SP1-2506-458-7
 Test Lab: COOPER LIGHTING SOLUTIONS
 Photometer: SP1 - 76IN SPHERE
 Measurement Geometry: 4π
 Issue Date: 08/27/2025
 Manufacturer: COOPER LIGHTING SOLUTIONS
 Product Line: Corelite
 Catalog Number: **22ID2-55-CFR1-L850-U**
 Description: 2X2 CGTX WITH INDEPTH FRAME AND CFR1 LENS - 5500 LUMEN 5000K 80CRI

Spectral Parameters

CCT (K): 4966
 CIE u': 0.2093
 CIE v': 0.4890
 Duv: 0.0036
 CIE x: 0.3468
 CIE y: 0.3601
 CIE z: 0.2931
 Peak Wavelength (nm): 450
 Dominant Wavelength (nm): 570
 Purity: 12.1135
 Rf: 84
 Rg: 96.2

CRI (Ra):	83.1		
R1:	81.0	R9:	10.3
R2:	87.8	R10:	70.9
R3:	92.7	R11:	81.3
R4:	82.4	R12:	55.9
R5:	81.0	R13:	82.8
R6:	82.6	R14:	96.1
R7:	88.5	R15:	75.1
R8:	68.6		



Test Conditions

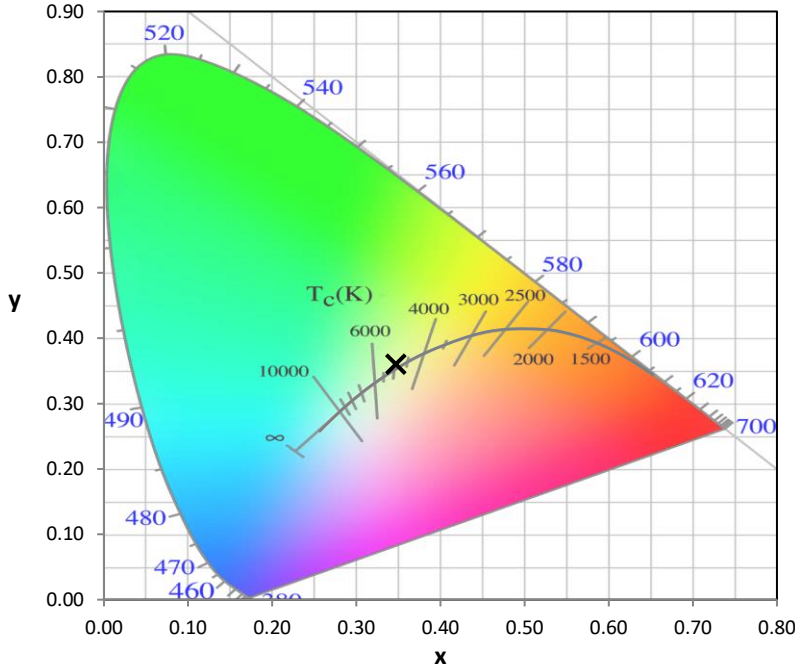
Stabilization Time: 37M
 Operation Time: 1H 37M
 Sphere Temperature (°C): 25.2

REPORT NUMBER: SP1-2506-458-7

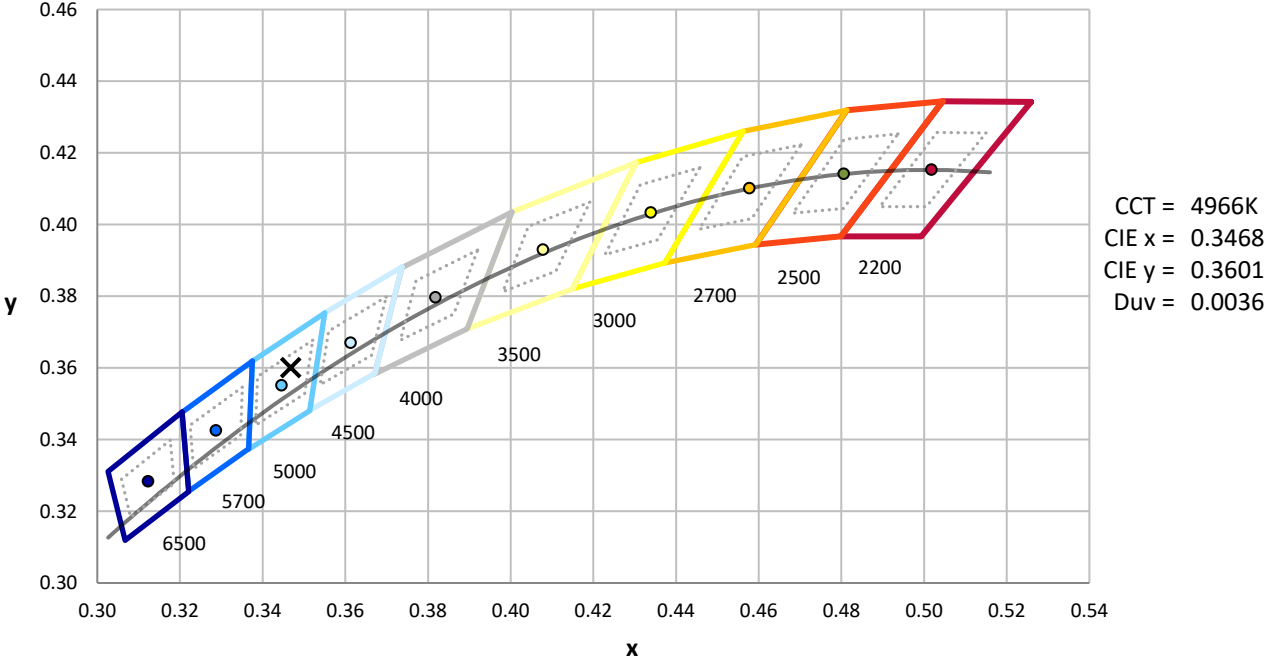
Measurement and Test Equipment			
Instrument	Identification Number	Calibration Date	Calibration Due Date
Photometer	76INCH SPHERE IN0058	6/16/2025	12/16/2025
Power Meter	XITRON INXT2011004	1/21/2025	1/21/2026
AC Power Source	CHROMA 61603 IN0063	10/22/2024	10/22/2025
DC Power Source	AGILENT E3634A IN0208	10/22/2024	10/22/2025
Sphere Thermometer	ONSET IN0085	10/22/2024	10/22/2025
Room Thermometer	ONSET IN0046	10/22/2024	10/22/2025

REPORT NUMBER: SP1-2506-458-7

CIE 1931 Chromaticity Diagram



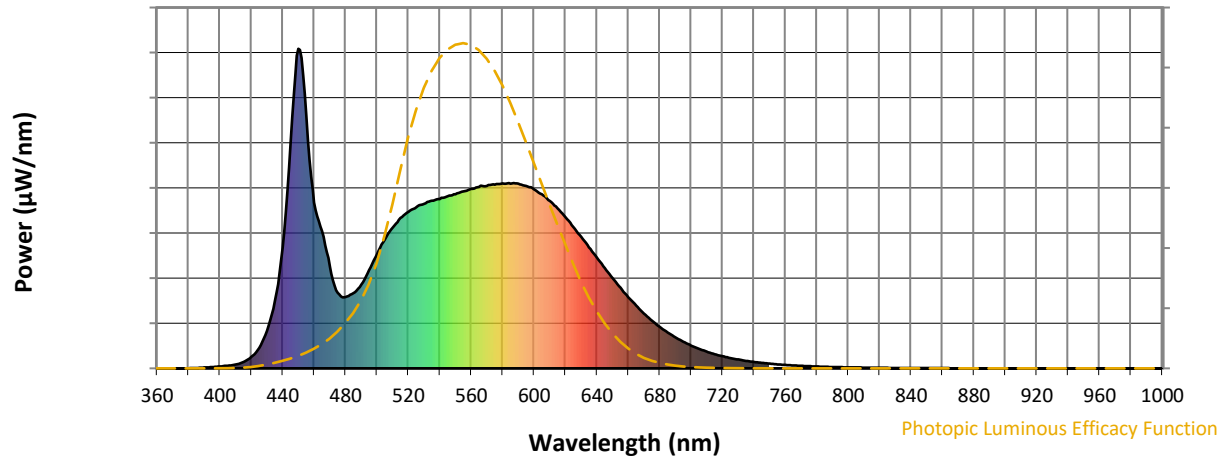
CIE 1931 Chromaticity Diagram with 2017 ANSI 7-Step and 4-Step Quadrangles



Point lies inside the ANSI 5000K 4-step quadrangle

REPORT NUMBER: SP1-2506-458-7

Photopic Flux vs. Wavelength

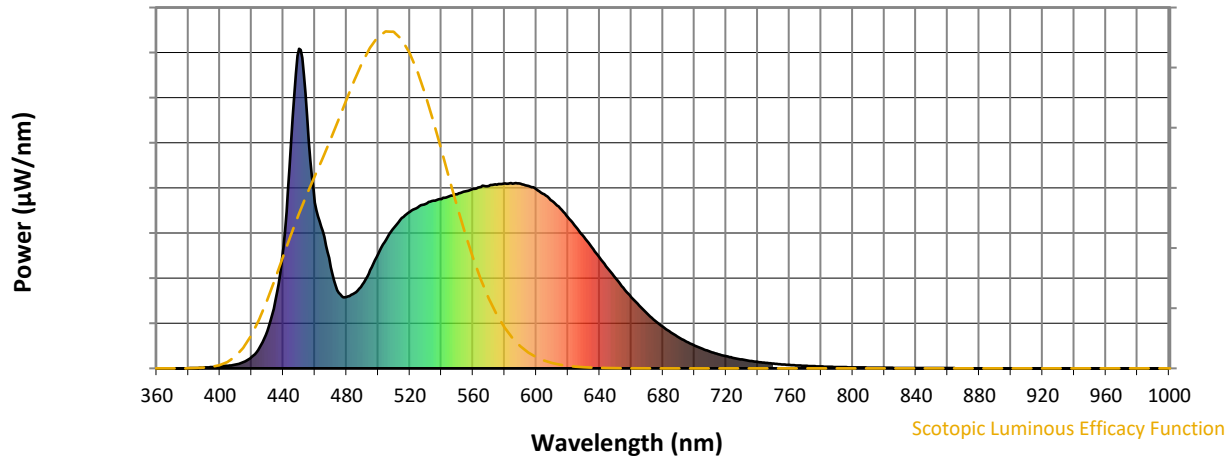


Photopic Lumens: NR

λ (nm)	Power W [^] /nm	Lumens (ϕ /nm)	λ (nm)	Power W [^] /nm	Lumens (ϕ /nm)	λ (nm)	Power W [^] /nm	Lumens (ϕ /nm)	λ (nm)	Power W [^] /nm	Lumens (ϕ /nm)	λ (nm)	Power W [^] /nm	Lumens (ϕ /nm)
360	0	NR	490	262	NR	620	472	NR	750	15	NR	880	0	NR
365	0	NR	495	307	NR	625	443	NR	755	13	NR	885	0	NR
370	0	NR	500	358	NR	630	412	NR	760	11	NR	890	0	NR
375	0	NR	505	403	NR	635	379	NR	765	9	NR	895	0	NR
380	0	NR	510	440	NR	640	346	NR	770	8	NR	900	0	NR
385	1	NR	515	471	NR	645	313	NR	775	7	NR	905	0	NR
390	3	NR	520	490	NR	650	282	NR	780	6	NR	910	0	NR
395	4	NR	525	504	NR	655	252	NR	785	5	NR	915	0	NR
400	6	NR	530	515	NR	660	223	NR	790	4	NR	920	0	NR
405	9	NR	535	524	NR	665	197	NR	795	4	NR	925	0	NR
410	12	NR	540	530	NR	670	171	NR	800	3	NR	930	0	NR
415	20	NR	545	539	NR	675	149	NR	805	3	NR	935	0	NR
420	36	NR	550	545	NR	680	130	NR	810	2	NR	940	0	NR
425	64	NR	555	554	NR	685	112	NR	815	2	NR	945	0	NR
430	117	NR	560	562	NR	690	97	NR	820	2	NR	950	0	NR
435	212	NR	565	567	NR	695	83	NR	825	2	NR	955	0	NR
440	378	NR	570	571	NR	700	71	NR	830	1	NR	960	0	NR
445	709	NR	575	574	NR	705	61	NR	835	1	NR	965	0	NR
450	1000	NR	580	579	NR	710	52	NR	840	1	NR	970	0	NR
455	789	NR	585	578	NR	715	44	NR	845	1	NR	975	0	NR
460	519	NR	590	578	NR	720	38	NR	850	1	NR	980	0	NR
465	429	NR	595	571	NR	725	32	NR	855	1	NR	985	0	NR
470	316	NR	600	560	NR	730	28	NR	860	1	NR	990	0	NR
475	236	NR	605	545	NR	735	24	NR	865	1	NR	995	0	NR
480	224	NR	610	524	NR	740	20	NR	870	0	NR	1000	0	NR
485	235	NR	615	501	NR	745	17	NR	875	0	NR			

REPORT NUMBER: SP1-2506-458-7

Scotopic Flux vs. Wavelength



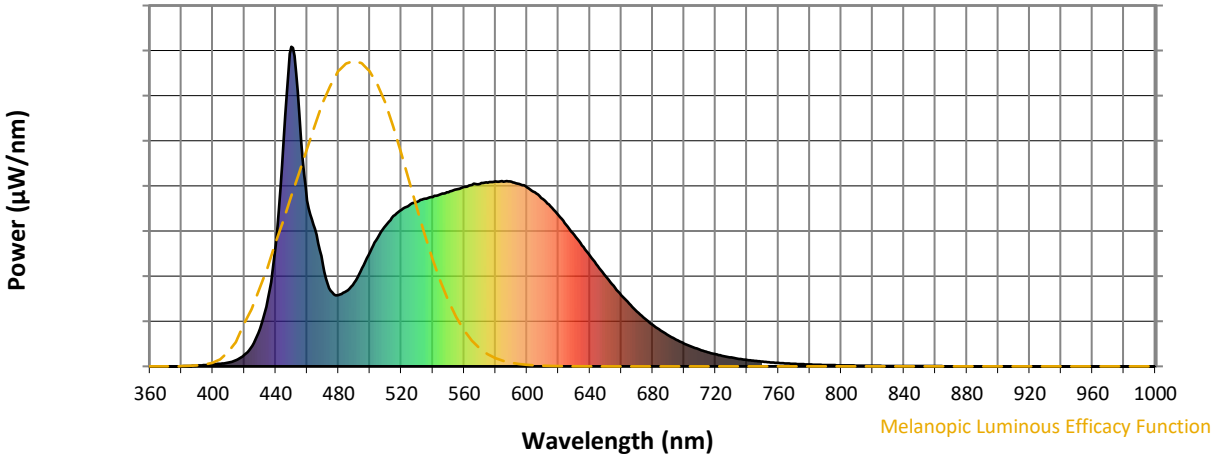
Scotopic Lumens: NR

S/P: 1.94

λ (nm)	Power W [^] /nm	Lumens (φ/nm)	λ (nm)	Power W [^] /nm	Lumens (φ/nm)	λ (nm)	Power W [^] /nm	Lumens (φ/nm)	λ (nm)	Power W [^] /nm	Lumens (φ/nm)	λ (nm)	Power W [^] /nm	Lumens (φ/nm)
360	0	NR	490	262	NR	620	472	NR	750	15	NR	880	0	NR
365	0	NR	495	307	NR	625	443	NR	755	13	NR	885	0	NR
370	0	NR	500	358	NR	630	412	NR	760	11	NR	890	0	NR
375	0	NR	505	403	NR	635	379	NR	765	9	NR	895	0	NR
380	0	NR	510	440	NR	640	346	NR	770	8	NR	900	0	NR
385	1	NR	515	471	NR	645	313	NR	775	7	NR	905	0	NR
390	3	NR	520	490	NR	650	282	NR	780	6	NR	910	0	NR
395	4	NR	525	504	NR	655	252	NR	785	5	NR	915	0	NR
400	6	NR	530	515	NR	660	223	NR	790	4	NR	920	0	NR
405	9	NR	535	524	NR	665	197	NR	795	4	NR	925	0	NR
410	12	NR	540	530	NR	670	171	NR	800	3	NR	930	0	NR
415	20	NR	545	539	NR	675	149	NR	805	3	NR	935	0	NR
420	36	NR	550	545	NR	680	130	NR	810	2	NR	940	0	NR
425	64	NR	555	554	NR	685	112	NR	815	2	NR	945	0	NR
430	117	NR	560	562	NR	690	97	NR	820	2	NR	950	0	NR
435	212	NR	565	567	NR	695	83	NR	825	2	NR	955	0	NR
440	378	NR	570	571	NR	700	71	NR	830	1	NR	960	0	NR
445	709	NR	575	574	NR	705	61	NR	835	1	NR	965	0	NR
450	1000	NR	580	579	NR	710	52	NR	840	1	NR	970	0	NR
455	789	NR	585	578	NR	715	44	NR	845	1	NR	975	0	NR
460	519	NR	590	578	NR	720	38	NR	850	1	NR	980	0	NR
465	429	NR	595	571	NR	725	32	NR	855	1	NR	985	0	NR
470	316	NR	600	560	NR	730	28	NR	860	1	NR	990	0	NR
475	236	NR	605	545	NR	735	24	NR	865	1	NR	995	0	NR
480	224	NR	610	524	NR	740	20	NR	870	0	NR	1000	0	NR
485	235	NR	615	501	NR	745	17	NR	875	0	NR			

REPORT NUMBER: SP1-2506-458-7

Melanopic Flux vs. Wavelength



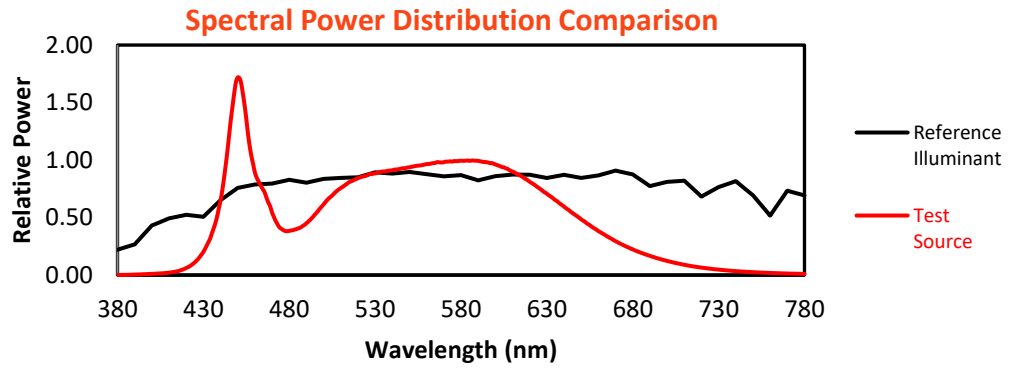
Melanopic Lumens: NR

M/P: 4.11

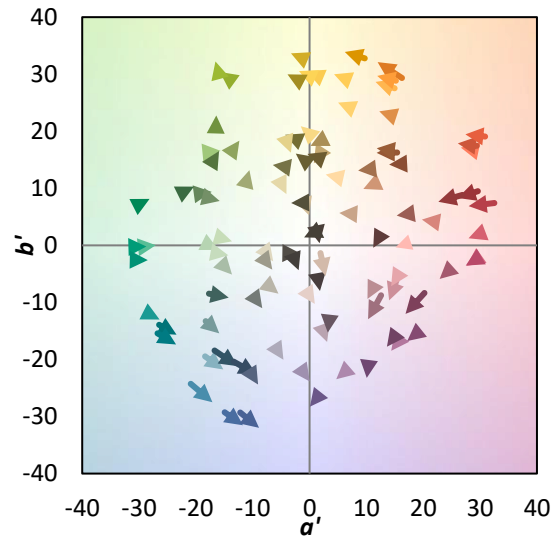
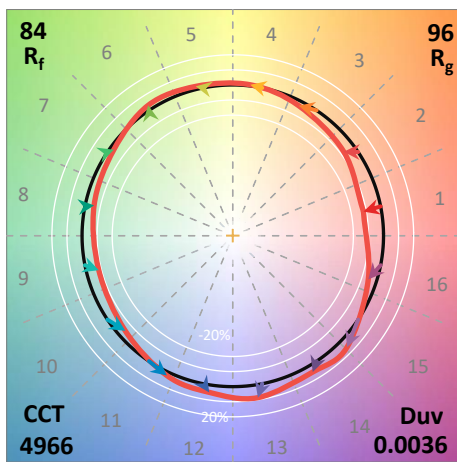
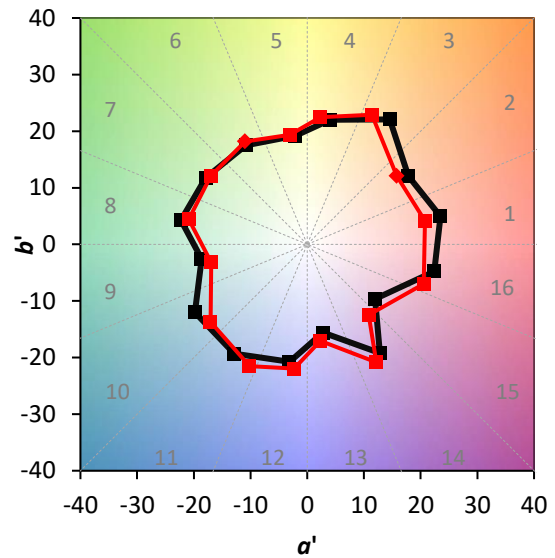
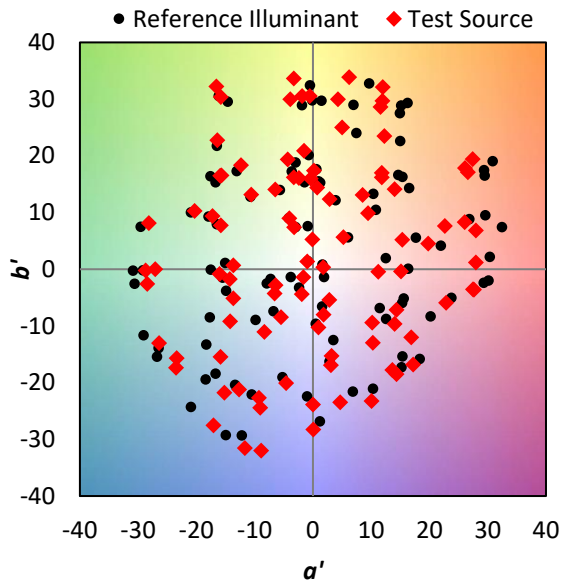
λ (nm)	Power W [^] /nm	Lumens (φ/nm)	λ (nm)	Power W [^] /nm	Lumens (φ/nm)	λ (nm)	Power W [^] /nm	Lumens (φ/nm)	λ (nm)	Power W [^] /nm	Lumens (φ/nm)	λ (nm)	Power W [^] /nm	Lumens (φ/nm)
360	0	NR	490	262	NR	620	472	NR	750	15	NR	880	0	NR
365	0	NR	495	307	NR	625	443	NR	755	13	NR	885	0	NR
370	0	NR	500	358	NR	630	412	NR	760	11	NR	890	0	NR
375	0	NR	505	403	NR	635	379	NR	765	9	NR	895	0	NR
380	0	NR	510	440	NR	640	346	NR	770	8	NR	900	0	NR
385	1	NR	515	471	NR	645	313	NR	775	7	NR	905	0	NR
390	3	NR	520	490	NR	650	282	NR	780	6	NR	910	0	NR
395	4	NR	525	504	NR	655	252	NR	785	5	NR	915	0	NR
400	6	NR	530	515	NR	660	223	NR	790	4	NR	920	0	NR
405	9	NR	535	524	NR	665	197	NR	795	4	NR	925	0	NR
410	12	NR	540	530	NR	670	171	NR	800	3	NR	930	0	NR
415	20	NR	545	539	NR	675	149	NR	805	3	NR	935	0	NR
420	36	NR	550	545	NR	680	130	NR	810	2	NR	940	0	NR
425	64	NR	555	554	NR	685	112	NR	815	2	NR	945	0	NR
430	117	NR	560	562	NR	690	97	NR	820	2	NR	950	0	NR
435	212	NR	565	567	NR	695	83	NR	825	2	NR	955	0	NR
440	378	NR	570	571	NR	700	71	NR	830	1	NR	960	0	NR
445	709	NR	575	574	NR	705	61	NR	835	1	NR	965	0	NR
450	1000	NR	580	579	NR	710	52	NR	840	1	NR	970	0	NR
455	789	NR	585	578	NR	715	44	NR	845	1	NR	975	0	NR
460	519	NR	590	578	NR	720	38	NR	850	1	NR	980	0	NR
465	429	NR	595	571	NR	725	32	NR	855	1	NR	985	0	NR
470	316	NR	600	560	NR	730	28	NR	860	1	NR	990	0	NR
475	236	NR	605	545	NR	735	24	NR	865	1	NR	995	0	NR
480	224	NR	610	524	NR	740	20	NR	870	0	NR	1000	0	NR
485	235	NR	615	501	NR	745	17	NR	875	0	NR			

Summary

$R_f = 84$
 $R_g = 96.2$
 CIE $R_a = 83.1$
 $R_9 = 10.3$

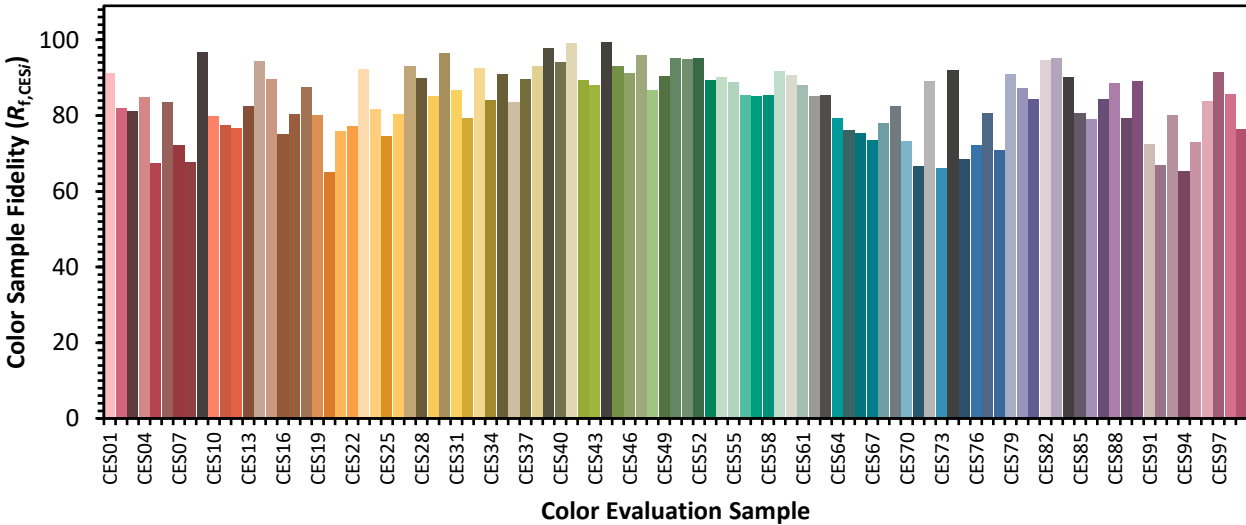


Color Vector Graphics

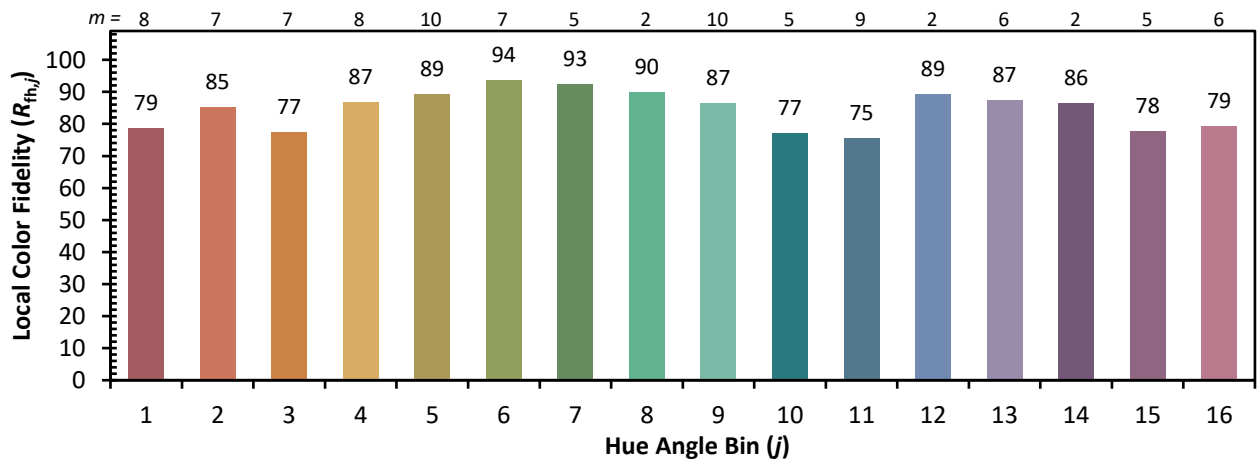
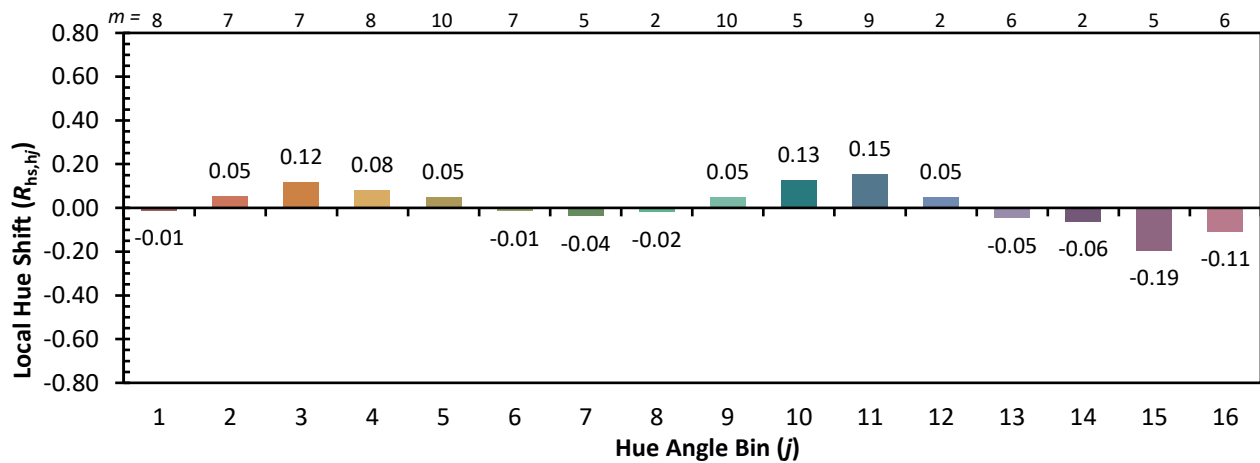
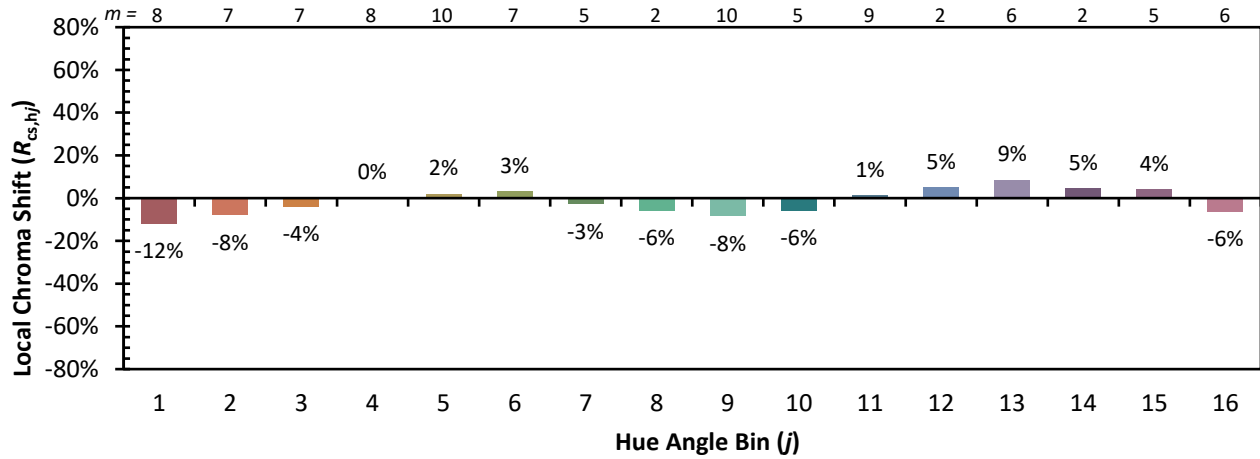


Individual Sample Fidelity Index ($R_{f,i}$)

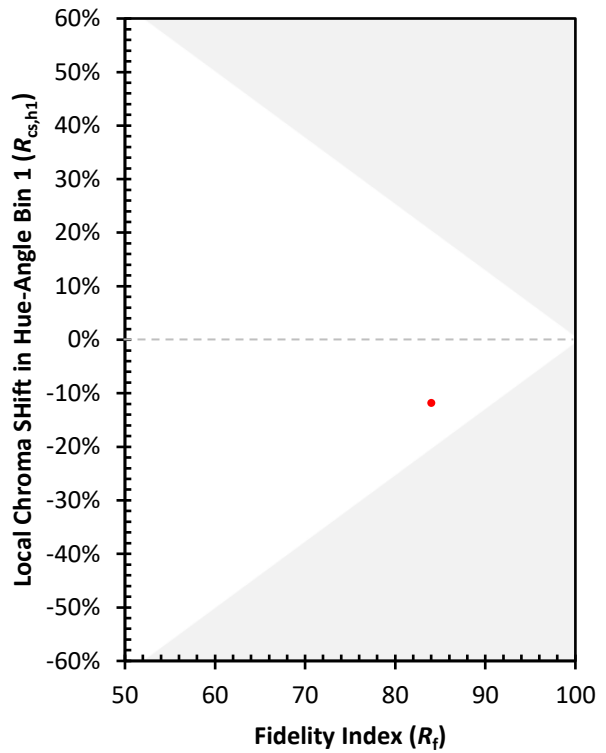
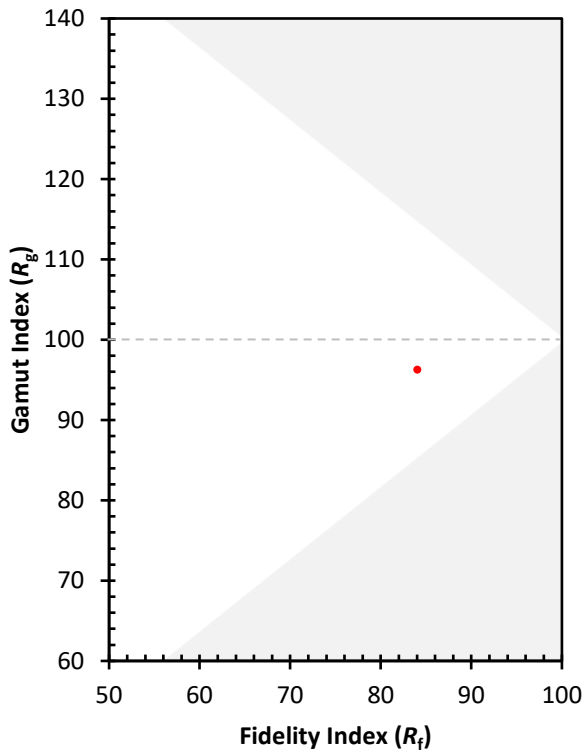
CES01 = 85	CES26 = 80	CES51 = 95	CES76 = 72
CES02 = 60	CES27 = 93	CES52 = 95	CES77 = 81
CES03 = 30	CES28 = 90	CES53 = 89	CES78 = 71
CES04 = 69	CES29 = 85	CES54 = 90	CES79 = 91
CES05 = 47	CES30 = 97	CES55 = 89	CES80 = 87
CES06 = 50	CES31 = 87	CES56 = 86	CES81 = 84
CES07 = 40	CES32 = 79	CES57 = 85	CES82 = 95
CES08 = 39	CES33 = 92	CES58 = 85	CES83 = 95
CES09 = 29	CES34 = 84	CES59 = 92	CES84 = 90
CES10 = 73	CES35 = 91	CES60 = 91	CES85 = 81
CES11 = 56	CES36 = 83	CES61 = 88	CES86 = 79
CES12 = 62	CES37 = 90	CES62 = 85	CES87 = 84
CES13 = 42	CES38 = 93	CES63 = 85	CES88 = 89
CES14 = 74	CES39 = 98	CES64 = 79	CES89 = 79
CES15 = 71	CES40 = 94	CES65 = 76	CES90 = 89
CES16 = 46	CES41 = 99	CES66 = 75	CES91 = 72
CES17 = 48	CES42 = 89	CES67 = 73	CES92 = 67
CES18 = 55	CES43 = 88	CES68 = 78	CES93 = 80
CES19 = 70	CES44 = 99	CES69 = 82	CES94 = 65
CES20 = 64	CES45 = 93	CES70 = 73	CES95 = 73
CES21 = 85	CES46 = 91	CES71 = 67	CES96 = 84
CES22 = 77	CES47 = 96	CES72 = 89	CES97 = 92
CES23 = 91	CES48 = 87	CES73 = 66	CES98 = 86
CES24 = 90	CES49 = 90	CES74 = 92	CES99 = 77
CES25 = 71	CES50 = 95	CES75 = 68	



Color Rendition by Hue-Angle Bin



Measure Comparisons



(END OF REPORT)